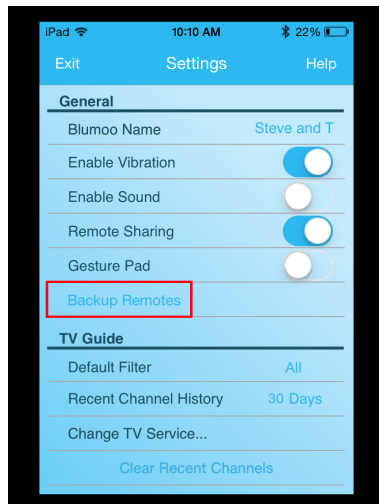


Backup Remotes (iOS only)

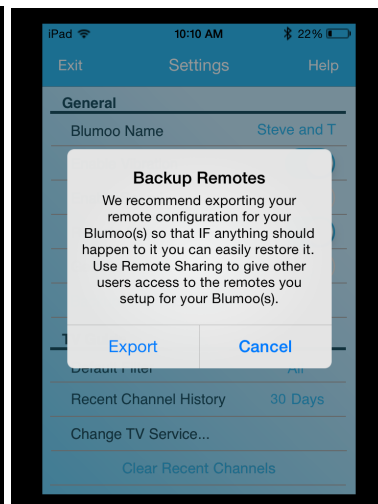
EXPORTING:

To export your complete remote configuration:

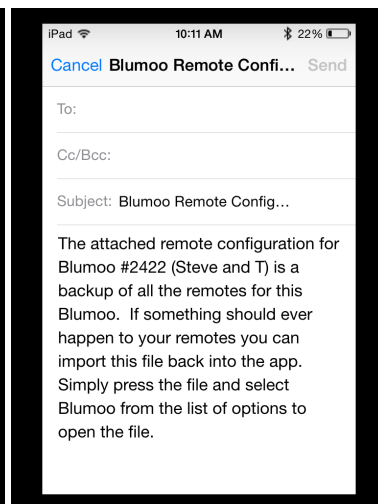
Settings in the Blumoo App



Select EXPORT



Enter an email to send it to

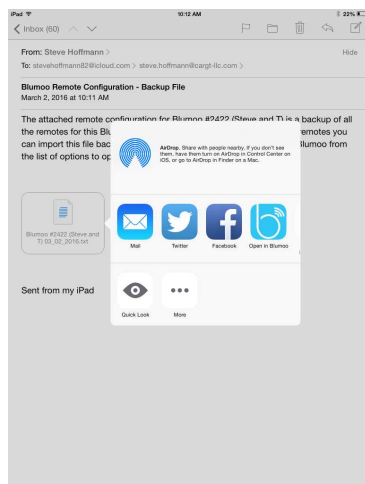


Now your remotes will be stored in your email – feel free to save the configuration to dropbox or some file system if you wish. We went the email route since there is no file system on iOS.

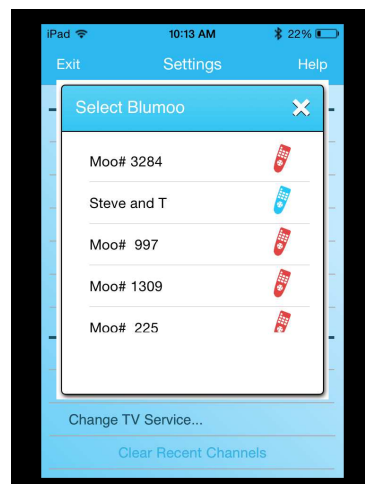
IMPORTING (iOS Mail App):

If you use the iOS mail app then you can follow the below instructions to import the configuration.

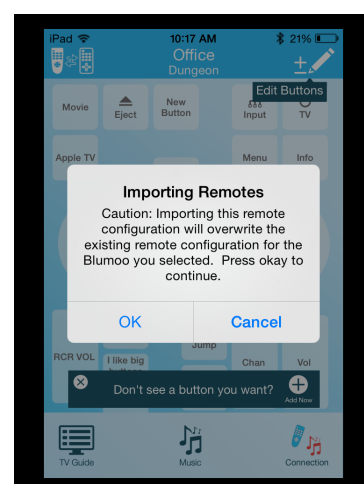
Press 'n hold, select Blumoo



Select a Blumoo to import it to



Select OK to import remotes



IMPORTING (Other mail apps):

Open the text file (it will look like gibberish), once open select the EXPORT button and select Blumoo.

Open file, select EXPORT, Blumoo

Select a Blumoo to import it to

Select OK to import remotes

